






LEARNING PACKET





Summer Reading Challenge

Exercise your brain all summer!

Read a book with blue (like the summer sky) on the cover.

Title:

Read a book barefoot.

Title:

Read a book with a dog or cat in it.

Title:

Read a book in the shade.

Title:

Read a non-fiction (true) book.

Title:

Read a book to a real animal or stuffed animal.

Title:

Read a book about friends.

Title:

Read a book in your pajamas.

Title:

Read a book with yellow (like the sun) on the cover.

Title:

Free choice. Read any book you want.

Title:

Write each book title in only one box. An adult or bigger kid can help you read the books. When school starts, bring this to your teacher or librarian for a prize!

Parent Signature _____

teacher:

reader:





Summer Reading Challenge

Great books for kindergarten going to first grade

Title	Author's Last Name
Elephant and Piggie series	Willems
Unlimited Squirrels series	Willems
Fly Guy series	Arnold
Pete the Cat series	Litwin
Biscuit series	Capucilli
Splat the Cat series	Scotton
Goose and Bear series	Bloom
Ollie series	Dunrea
David series	Shannon
Clifford series	Bridwell
Pig in a Wig series	Virjan
Z is for Moose	Bingham
Oh, No!	Fleming
A Parade of Elephants	Henkes
Wolf Won't Bite!	Cravett
Frog and Fly	Mack
The Bear in the Book	Banks
Misunderstood Shark	Dyckman
Flight School	Judge
Alma and How She Got Her Name	Martinez-Neal
The Day You Begin	Woodson
Good Rosie	DiCamillo

Teacher:


Teacher:



name: _____

Close Read


Math Word Problems



Bill has a box of popsicles. His sister eats some. He counts the remaining popsicles. How many does Bill have left?

Show your work!

 pink Highlight numbers pink

 yellow Highlight important words yellow

 blue Highlight the question blue

Addition words

in all both join
combined total
plus all together


Subtraction words

how many more
difference
less than left
remain take away

Boredom Busters

If I feel bored, I can...

ride a bike.





play a game.

read a book.




go on a hike.

paint.




look for bugs.

play in water.



go to a park.




play I Spy.

play with dough.



write to a friend.

have a field day.




experiment.





cook or bake.

play a sport.



build something.

make a craft.



play with toys.

SPRING FUN

HOME LEARNING ACTIVITIES




Let's play and learn today! Read through the ideas below and choose an activity to complete. Once you've completed the activity, color in the picture that you've completed. See if you can complete every activity by the end of the month!




SURFIN' CVC

color the beach balls by their middle vowel sound.



name: _____

SUMMER SIGHT WORDS




- 1 Tim and I like to _____ at the beach.
a. see b. With c. are d. play
- 2 It _____ a sunny day at the beach.
a. was b. how c. play d. find
- 3 Tim and I made a _____ sandcastle.
a. what b. and c. big d. you
- 4 A wave came and knocked _____ over!
a. to b. it c. they d. come
- 5 "Oh no!" said Tim. We can _____ more.
a. see b. With c. are d. make
- 6 Tim helped me _____ another!
a. here b. no c. make d. like

name: _____

SUNNY

SIGHT WORD SPINNER!

Directions: Use a paperclip to spin a sight word. Graph the sight words by writing it in the chart below.




With	PLAY	Like	are

name: _____

SUNNY

SIGHT WORD SPINNER!

Directions: Use a paperclip to spin a sight word. Graph the sight words by writing it in the chart below.



JUMP	to	find	was

name: _____

ABC Order

1

2

3

4

5

6


7

8


9

10



ball



sun



ice cream




hot dog




lemonade




fish



anchor



watermelon




grill



umbrella

name: _____



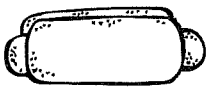
h	o	t	d	o	g	c	a	q	p	r	b	e
o	f	g	k	i	t	s	u	r	f	d	q	p
f	z	p	x	t	d	a	h	j	s	u	n	p
i	u	i	e	m	o	n	a	d	e	i	f	k
q	e	c	j	d	o	d	c	d	m	b	h	b
x	f	d	r	j	s	i	a	d	k	m	w	a
i	c	e	c	r	e	a	m	b	z	e	s	i
g	i	v	h	k	i	a	p	o	u	s	e	i



sun



ice cream



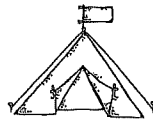
hotdog



lemonade



ball



camp



sand



surf

name: _____

COOL

CLOSE READING

Meg and Sam go to the beach in the summer. Meg is good at surfing and has a surfboard with stripes. Sam was not good at surfing and did not have a surfboard. Meg gave Sam her surfboard. Sam rode a big wave! Now Sam and Meg are both good at surfing.



Is Sam good at surfing?



How did Meg help Sam?



Did Sam catch a wave?

create your own ending to the story.



name: _____

COOL

CLOSE READING

We are going on a picnic at the lake! We are packing a basket for the picnic. I will bring hotdogs. Mike will bring watermelon. Meg will bring ice cream. Sam will bring games. We will eat lunch on our blanket then play games by the lake. We all love having picnics!



Where are the children going in a picnic?



What is Meg bringing?



Who is bringing the games?

create your own ending to the story.



Handwriting practice lines consisting of a solid top line, a dashed middle line, and a solid bottom line, repeated several times.

name: _____

sea to sea

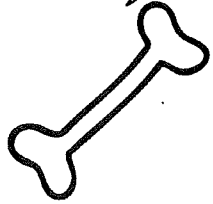
With Silent



cake



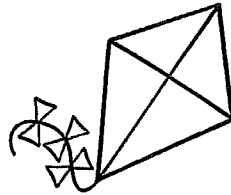
kite




lime




rake




wave



bone




bike



name: _____

Punctuation



.  **period**

Use a period when you are making a statement

I see a dog.

?  **question mark**

Use a question mark if you are asking a question.

How are you?

Directions: Complete each sentence with a period (.) or a question mark (?).

1 What time is it

7 MY beach ball is blue

2 I like the beach

8 Will you play with me

3 Do you want to swim

9 can you ride a bike

4 The lemonade is yellow

10 Ice cream is good

5 IS the pool cold

11 It is a sunny day

6 I can swim



12 How hot is it today

name: _____

Spinning SOUNDS

Direction: Use a paperclip to spin. Say the word that you land on and graph the letter the picture begins with.



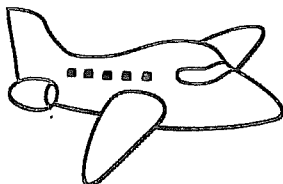

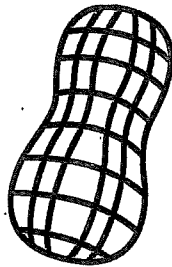


d	b
d	b
d	b
d	b
d	b
d	b
d	b
d	b
Dd	Bb



name: _____

WORD FAMILIES

cut and glue the pictures on the correct row.



name: _____

Flip Flop Rhymes


Directions: Color the rhyming words pink and the non-rhyming words green.




name: _____

Directions: Spin the spinner and color a picture with that digraph.

SUMMER Digraphs





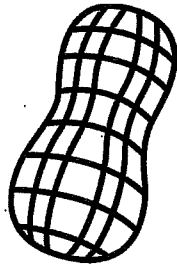








name: _____

WORD FAMILIES






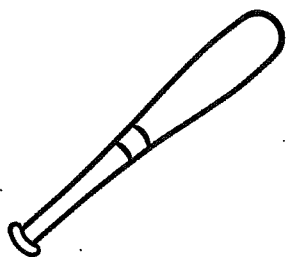



cut and glue the pictures on the correct row.



name: _____

WORD FAMILIES


cut and glue the pictures on the correct row.






name: _____

WORD FAMILIES

cut and glue the pictures on the correct row.








name: _____




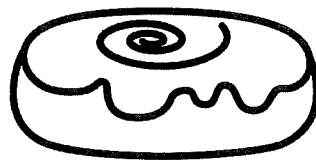
WORD FAMILIES



Cut and glue the pictures on the correct row.



10





name: _____

sandy

sentences

Directions: cut and paste the sentence in the correct order.
Copy the sentence below and create a matching picture.



--	--	--	--	--	--


surfing we beach. are the at

Name: _____

Read and Color

Look at each picture. Color the word that matches.


1.



hit

hat


2.



mute

mule


3.



sum

sun


4.



man

van

5.



game

gate

6.



sub

sube


7.



hole

home

8.



lid

lip

9.



mane


mine

Name: _____


Words That Rhyme

Look at each picture. Write a word that rhymes with it.


1.




2.




3.




4.




5.




6.



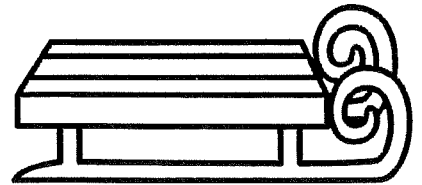
7.



8.





9.



name: _____

sandy sentences

Directions: cut and paste the sentence in the correct order.
copy the sentence below and create a matching picture.



--	--	--	--	--

What can sandcastle make?

D

Name _____

At the Farm





We are at the farm.

I see a red barn. What do you see? I see a pink pig.

He is in the mud. What do

you see? I see a brown cow. He is in the grass. What do you see? I see a red hen.

He is in the dirt. What do you see? I see a farmer. He is by the barn.



① What is one thing they see at the farm?

② What else might they see?

whale

horse


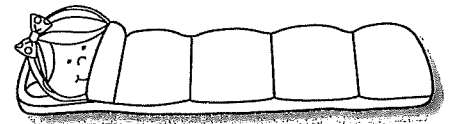
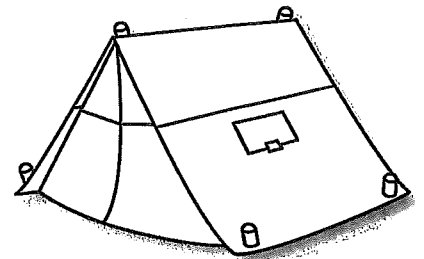
dolphin

D

Name _____

Camping

We got our backpacks. They have flashlights in them. We will wear the backpacks. We set up a tent. We put a sleeping bag in it. We will sleep in there. We set up a fire. We put a pot over it. We will cook in the pot. We love camping.



① What is in the tent?


② Where could they be?

in the house in the woods



D

Name _____



In Our House



There are many things in our house. There is a couch. It is big. We sit on the couch. There is a refrigerator. It is cold.



Food is in it. There is a table. It



is brown. That is where we eat. There is a tub. It is wet. That is where we wash up. There is a bed.

It is soft. That is where we sleep.



① What is one thing in the house?

② What else could be in the house?

 a horse


 a sink

 a car

D


Name _____

Swimming




Swimming is fun. Mack has a goldfish. His goldfish can swim.

He swims fast. Kim has a turtle.




Her turtle can swim. He swims

slow. Sam has a dog. His dog can



swim. His dog does not like to

swim. I am a kid. I can swim, too.



I like to swim. Swimming is fun!



① Who does not like to swim?

② Which one could be in the story?



a dolphin

a hamster

D

Name _____

Pets



I heard chatting. I looked at my dog. Was he chatting? No, he was barking.

I looked at my cat. Was he chatting? No, he was meowing. I looked at my bird. Was he chatting? No, he was singing. I looked at my mom. Was she chatting? Yes, she was chatting with my Dad!



① Who was chatting?

② Who else could be in the story?

fish

teacher

king

DName _____
_____**Vocabulary** soil worms plants dirty

In the Soil

Look at the soil. Do you know what is in the soil?



Rocks are in the soil. They are little. Worms are in the soil. They are long. Bugs are in the soil. They are moving. Plants are in the soil.

They are growing. My hands are in the soil.

They are dirty.




① What is one thing in the soil?

② What else could be in the soil?

 sticks fish candy

DName _____
_____**Vocabulary** animals sleep sharp night**Cats**

Cats are animals. Some cats are big. Some cats are small. Cats like to sleep.



They sleep a lot. Cats like to eat. They have sharp teeth. Cats have sharp claws, too. Cats can jump. They jump very high. Cats have good eyes. They can see at night. Cats are good pets.



① What do cats have that are sharp?

② Cats are like _____.

 dogs plants butterflies

D

Name _____

Vocabulary

circle oval rectangle octagon triangle

Shapes

Shapes are all around us. I see a circle. The sun is a circle. I see an oval.



Eggs are oval. I see a rectangle. The window is a rectangle. I see an octagon.

The stop sign is an octagon. I see a triangle. It is a chip. Yum! Shapes are all around us.



① What shape are the eggs?

② What else could be in the story?

clock sheep pencil

D

Name _____

Vocabulary

clouds

lightning


rain

wind

Storm

There is a storm.

Do you see that? I can see clouds in the sky. Do



you hear that? I can hear the thunder. Do you see that? I can see the lightning in the sky. Do you feel that? I can feel the rain. Do you feel that? I can feel the wind. We are in a storm.



① What can you feel in the storm?

② Where will they go next?

inside


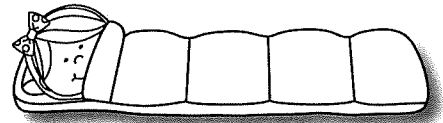
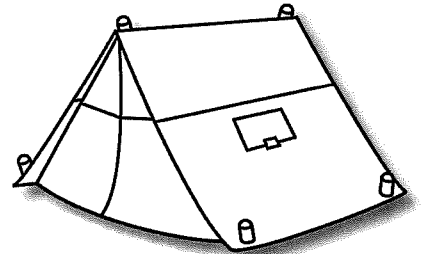
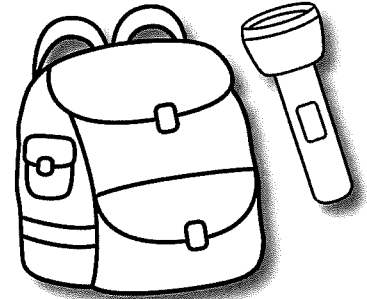
outside

D

Name _____

Camping

We got our backpacks. They have flashlights in them. We will wear the backpacks. We set up a tent. We put a sleeping bag in it. We will sleep in there. We set up a fire. We put a pot over it. We will cook in the pot. We love camping.



① What is in the tent?


② Where could they be?

in the house in the woods

Name: _____

You Choose

Directions: Color the picture that you like best. Write a sentence and include a reason to support your answer.



or



Four sets of primary writing lines, each consisting of a solid top line, a dashed middle line, and a solid bottom line, for writing a response.

D

Name _____

Vocabulary

caterpillar leaves chrysalis wings

Butterflies

First, the butterfly is an egg. A caterpillar comes out of the egg.



The caterpillar eats many leaves. Then, the caterpillar makes a chrysalis. It is in the chrysalis. Finally, a butterfly comes out of the chrysalis. Look, it is a butterfly. It has big wings.




① What is in the chrysalis?

② Butterflies are like _____.

birds

whales

The summer before first grade
I am going to _____



By: _____

Name:

Read and Match

Read each sentence. Cut and paste the pictures to match.

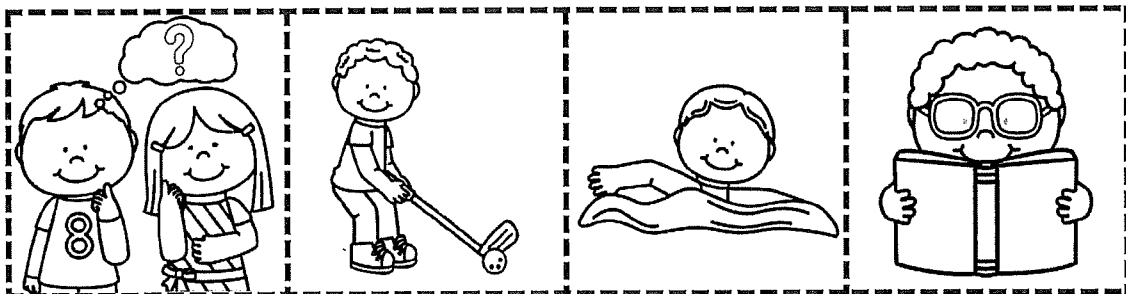
What can we do?

We can go golf.


We can go swim.

We can read!

© Annie Moffatt © The Moffatt Girls





I am Ready for 1st Grade



My First Grade teacher will love me because _____


By: _____






To get ready for first grade

I will _____




By: _____

I am Ready for 1st Grade!

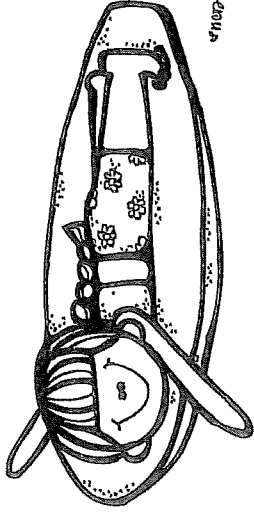



I know I am ready for first grade because _____

By: _____



name: _____ SUMMER writing

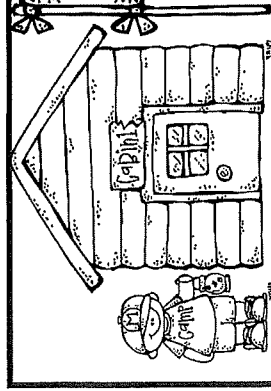






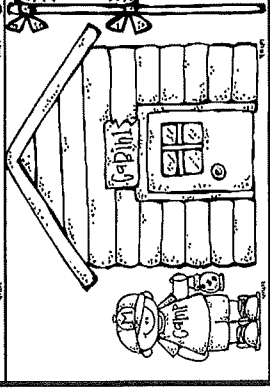






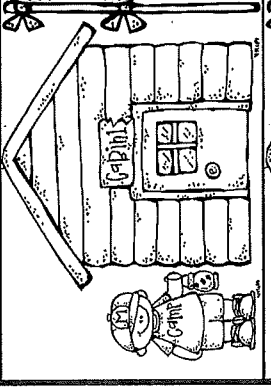
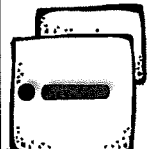





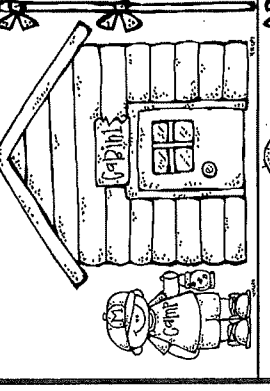















Handwriting practice lines consisting of a solid top line, a dashed middle line, and a solid bottom line. There are five sets of these lines for writing practice.

Vowel Camp



Name: _____

Directions: Cut out the pictures. Glue them into the boxes to show the short vowel sound.

Pictures to use with "Vowel Camp" practice page.

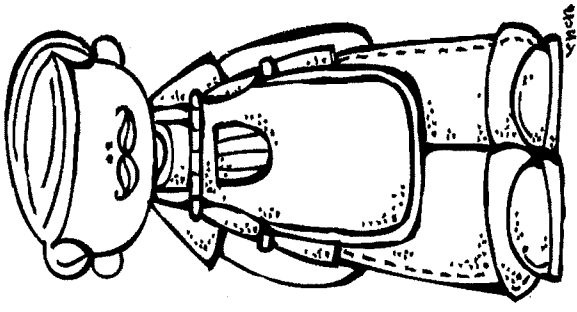

bib, net, pop, gap, fin, men, mug, kit, sub, bed, pod, map, bus, fog, sad



Directions: Unscramble the words below to make a sentence. Illustrate, build, and write the sentence in the spaces provided.

Name: _____

Illustrate:



Build It:

A large empty rounded rectangular box for building the sentence.

Write It:

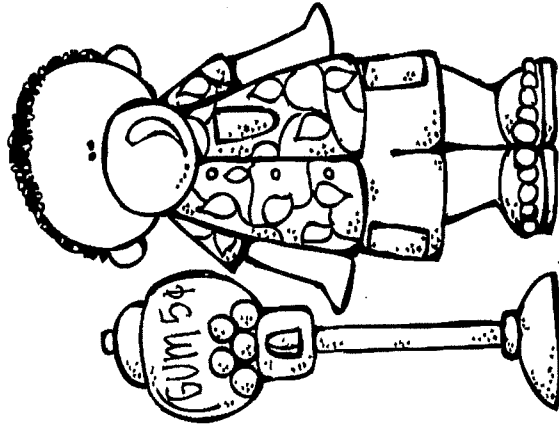

Four sets of horizontal writing lines, each consisting of a solid top line, a dashed middle line, and a solid bottom line.

hot dogs Dad on cooks the grill.

Directions: Unscramble the words below to make a sentence. Illustrate, build, and write the sentence in the spaces provided.

Name: _____

Illustrate:



Build It:

A large empty rounded rectangular box for building the sentence.

Write It:

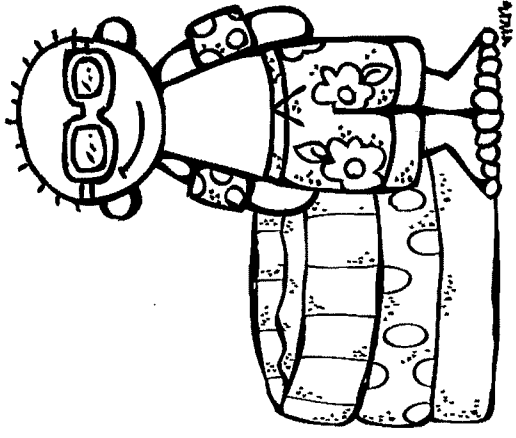

Four sets of handwriting lines, each consisting of a solid top line, a dashed middle line, and a solid bottom line.

bubbles blow I gum. my can with

Directions: Unscramble the words below to make a sentence. Illustrate, build, and write the sentence in the spaces provided.

Name: _____

Illustrate:



Build It:

A large empty rounded rectangular box for building the sentence.

Write It:

Four sets of handwriting lines, each consisting of a solid top line, a dashed middle line, and a solid bottom line.



The Printable Princess

swim pool. I in like to the

Directions: Unscramble the words below to make a sentence. Illustrate, build, and write the sentence in the spaces provided.

Name: _____

Illustrate:



Build It:

A large empty rounded rectangular box for building the words.

Write It:

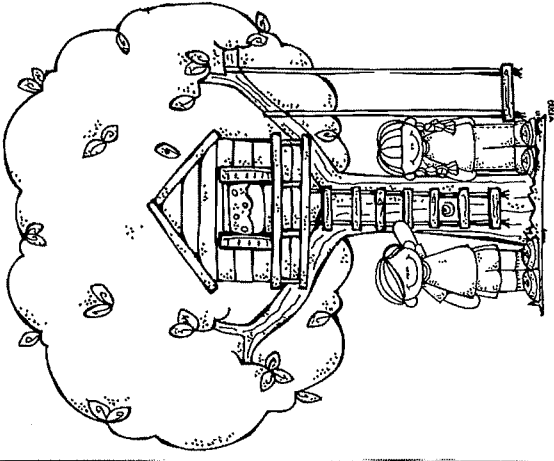

Four sets of horizontal writing lines, each consisting of a solid top line, a dashed middle line, and a solid bottom line.

watermelon five seeds. This has black

Directions: Unscramble the words below to make a sentence. Illustrate, build, and write the sentence in the spaces provided.

Name: _____

Illustrate:



Build It:

A large rounded rectangular box for building the sentence.

Write It:

Four horizontal lines for writing the sentence, consisting of a solid top line, a dashed middle line, a solid bottom line, and a solid baseline.


The Printable Princess

tree We play to in the like house.


Name: _____

You Choose

Directions: Color the picture that you like best. Write a sentence and include a reason to support your answer.



or



Handwriting practice area with multiple sets of lines: a solid top line, a dashed middle line, and a solid bottom line.

